


	TFU-4.0
	4 kW
0 ⇔ 90 m/min	

	SWR-7.5
	2x 75 Nm
0 ⇔ 0,7 rpm	

	RT-5.5	RT-7.5
	2x 55 Nm	2x 75 Nm
20 m/min		
	1XR31	5XR71
	3XR51	

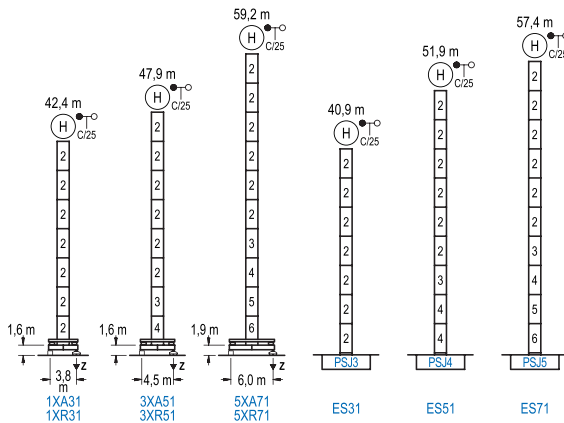
	RT-7.5VC	*
	2x 75 Nm	
20 m/min		
5XR71		

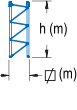
POWER / 功率				Operating voltage / 工作电压	Required power 需要功率
Hoist / 起升机构	Trolley / 变幅机构	Slewing / 回转机构	Travel / 行走机构		
HFU2-37-20	TFU-4.0	(2x) SWR-7.5	(2x) RT2-5.5 (2x) RT-7.5	400 V 3ph 50 Hz	110 kVA

Optional 选项
*

Heights Under Hook / 吊钩以下高度

∅ 1,6 m



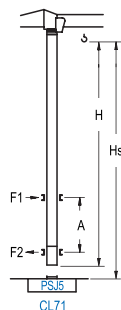
	n°	Ref.	∅	h
	2	SJ13	1,6	5,5
	3	TSJ14	1,6	5,5
	4	SJ14	1,6	5,5
	5	SJ15	1,6	5,5
	6	SJ15	1,6	5,5
		1xSJ13=1xSJ13M 1xSJ15=1xSJ15M		


R max. 最大压力	In operation 工作状态	1XR31.....73 t 3XR51.....71 t 5XR71.....77 t
	Out of service 非工作状态	1XR31.....71 t 3XR51.....78 t 5XR71.....110 t

Braced crane / 外附着塔机

Internal Climbing Crane / 内爬塔机

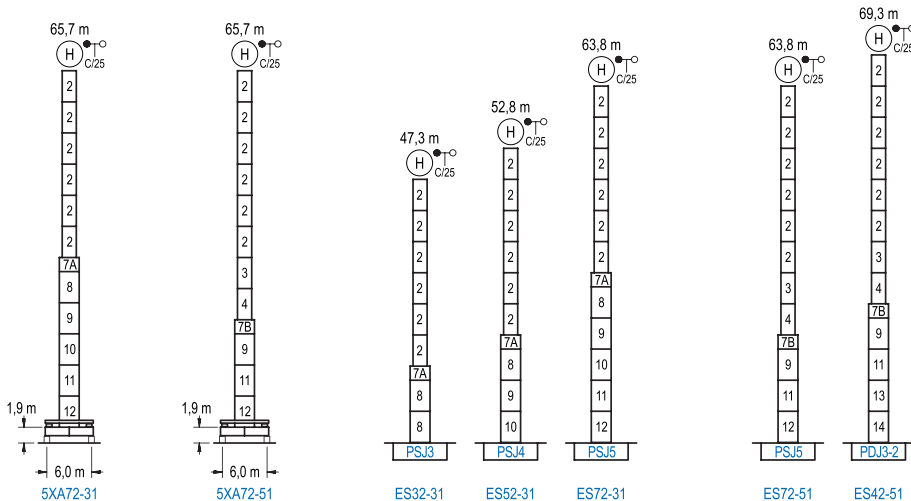
	1XA31	3XA51	5XA71
A max	29,1	34,6	45,9
A min	18,1	18,1	29,4
B max	22,0	22,0	22,0
B min	16,5	16,5	16,5
C max	35,3	35,3	35,3
H max	64,4	66,4	69,9
	ES31	ES51	ES71
A max	27,6	38,6	44,1
A min	16,6	22,1	27,6
B max	22,0	22,0	22,0
B min	16,5	16,5	16,5
C max	35,3	35,3	35,3
H max	62,9	64,9	67,9



	Hs < 400 m	A max (m)	A min (m)
	43,9 m	16,8	11,0
	38,4 m	14,1	9,0
	32,9 m	11,4	7,0

n°	Ref.	∅	h
2	SJ13	1,6	5,5
3	TSJ14	1,6	5,5
5	SJ15	1,6	5,5
23	CLSJ15-08	1,6	3,1
1xSJ13=1xSJ13M			

Other wind zones or additional hook heights on request
其他风区或另外的吊钩高度请咨询



	n°	Ref.	Ø	h	n°	Ref.	Ø	h	n°	Ref.	Ø	h
	2	SJ13	1,6	5,5	7A	TMSJ23/PMSJ3	2,0	1,0	11	TSJ25	2,0	5,5
3	TSJ14	1,6	5,5	7B	TMSJ23/PMSJ4	2,0	1,0	12	SJ25	2,0	5,5	
4	SJ14	1,6	5,5	8	SJ23	2,0	5,5	13	TDJ23A	2,0	5,5	
5	TSJ15	1,6	5,5	9	TSJ24	2,0	5,5	14	DJ23	2,0	5,5	
6	SJ15	1,6	5,5	10	SJ24	2,0	5,5	1xSJ25= 1xSJ25M				
1xSJ13= 1xSJ13M												
1xSJ15= 1xSJ15M												

Other wind zones or additional hook heights on request
其他风区或另外的吊钩高度请咨询